

Signify Classified - Internal
Cooper Lighting Solutions Photometric Lab
1121 Highway 74 South
Peachtree City, GA 30269



Scaled data based on original data using
LM-79-08 Approved Method: Electrical and Photometric Measurements of Solid-
State Lighting Products

Test Report Prepared for
Cooper Lighting Solutions
(formerly Eaton)

Brand: INVUE

Report Number: P870751

Luminaire Tested: **EMM2-HTN-SA2C-840-U-T2U-HSS**

Issue Date: 09/05/2024



Test Information

Test Method: LM-79-08
Report Number: P870751
Test Lab: INNOVATION CENTER(G3)
Issue Date: 09/05/2024
Manufacturer: COOPER LIGHTING SOLUTIONS (FORMERLY EATON)
Product Line: INVUE
Catalog Number: EMM2-HTN-SA2C-840-U-T2U-HSS
Description: EPIC MODERN TALL HOUSING DISCRETE LED ARRAYS 120W 80CRI 4000K
FIXTURE w/ TYPE II URBAN DISTRIBUTION OPTIC AND HOUSE SIDE SHIELD
Light Source: (20) 4000K CCT, 80 CRI LEDS
Ballast/Driver: ELECTRONIC DRIVER

Summary

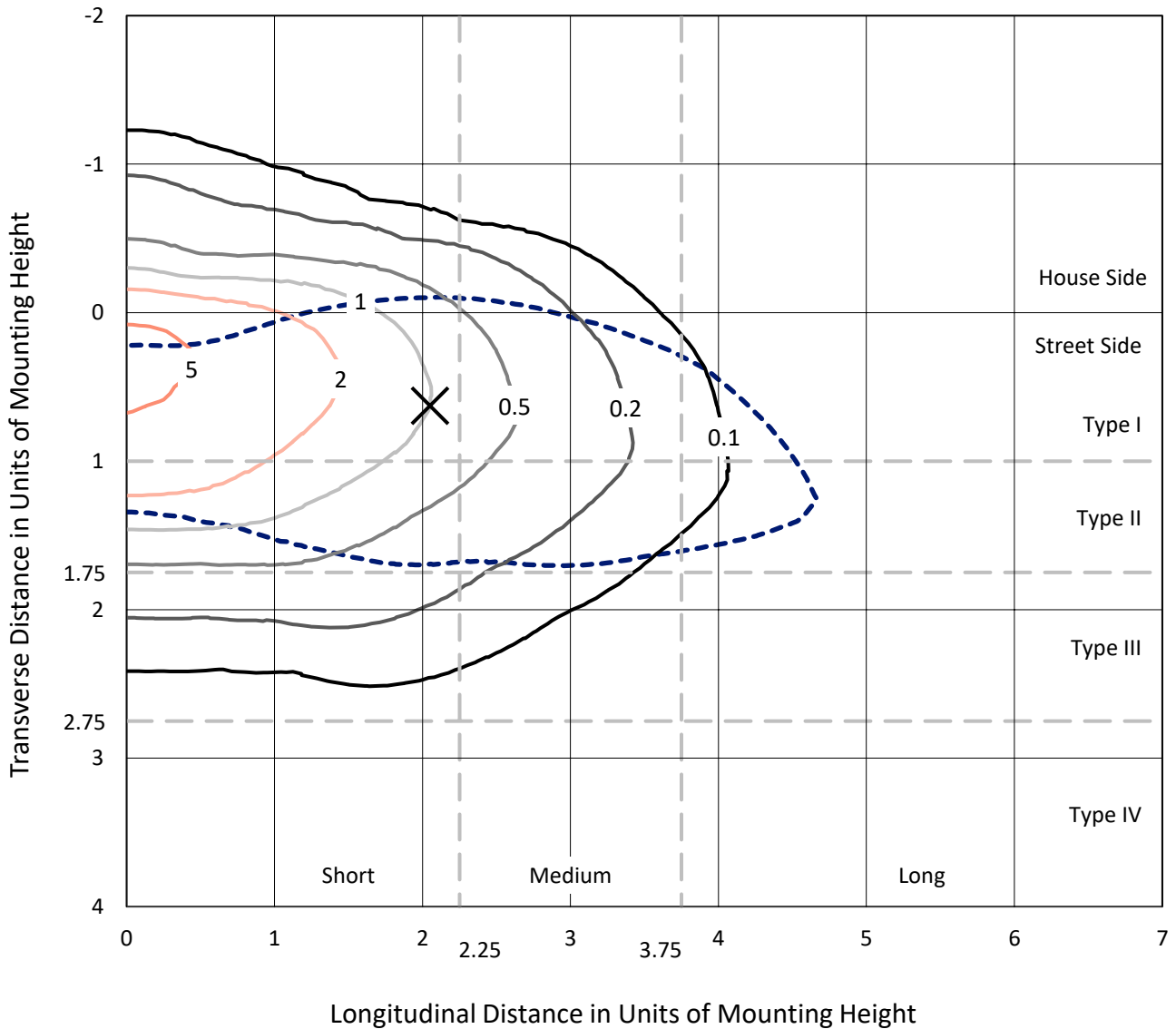
Lumens per Lamp: N/A
Luminaire Lumens: 8850.3 lumens
Efficiency: N/A
Efficacy: 87.6 lumens/watt
Luminous Opening: Rectangular (W 0.67' x L: 0.33' x H: 0')
IES Classification: Type II - Short
BUG Rating: B1 - U0 - G2

Input Watts (W): 101
Input Voltage (V): 120
Input Current (A_{in}): NR
Voltage Rise (V): NR
Power Factor: 0.99
Total Harmonic Distortion (THDi): 9.45%
Frequency (hertz): 60
Stabilization Time: NR
Operation Time: NR
Ambient Temperature (°C): NR
Test Distance: 24 FT

REPORT NUMBER: P870751
 CATALOG NUMBER: EMM2-HTN-SA2C-840-U-T2U-HSS

Iso-Footcandle Lines of Horizontal Illumination

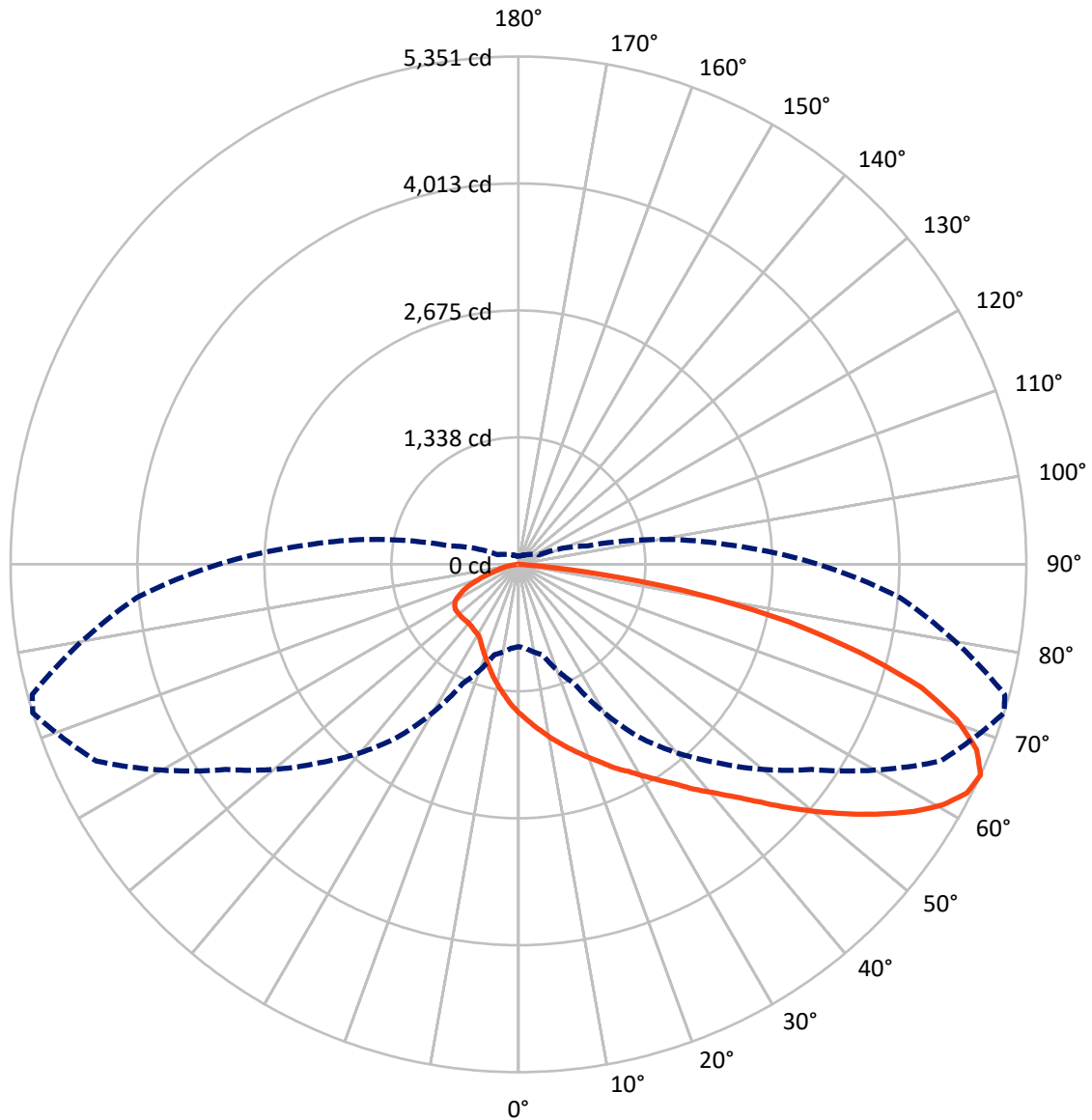
× Max cd
 - - - 1/2 Max cd



Based on 20 foot mounting height. Maximum calculated value = 6.3 fc
 Type II - Short - N/A

REPORT NUMBER: P870751
CATALOG NUMBER: EMM2-HTN-SA2C-840-U-T2U-HSS

Luminous Intensity Polar Plot



— Vertical Plane Through 73-Deg Lateral - - - Horizontal Cone Through 65-Deg Vertical

REPORT NUMBER: P870751

CATALOG NUMBER: EMM2-HTN-SA2C-840-U-T2U-HSS

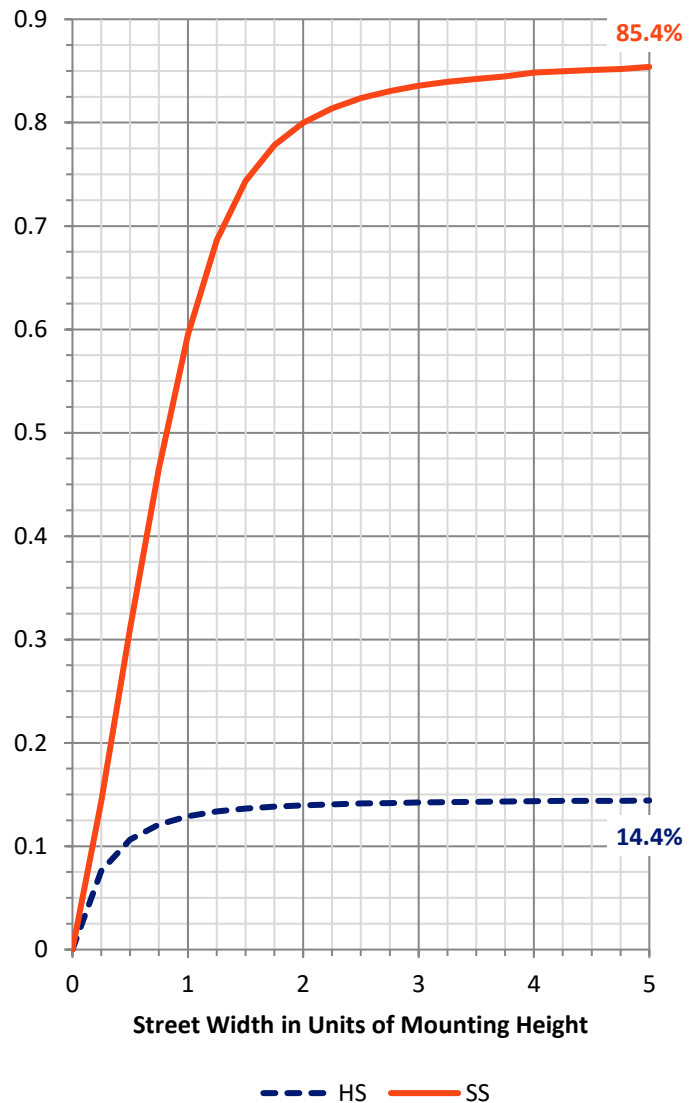
FLUX DISTRIBUTION:

		Downward	Upward	Total
House Side	Lumens	1287.0	0.0	1287.0
	% Fixture	14.5	0.0	14.5
Street Side	Lumens	7563.4	0.0	7563.4
	% Fixture	85.5	0.0	85.5
Total	Lumens	8850.3	0.0	8850.3
	% Fixture	100.0	0.0	100.0

Coefficient of Utilization

ZONAL LUMENS:

Zone	Lumens	% Fixture
0°-10°	151.5	1.7
10°-20°	460.6	5.2
20°-30°	771.4	8.7
30°-40°	1163.6	13.1
40°-50°	1644.1	18.6
50°-60°	1850.0	20.9
60°-70°	1658.9	18.7
70°-80°	1009.0	11.4
80°-90°	141.2	1.6
90°-100°	0.0	0.0
100°-110°	0.0	0.0
110°-120°	0.0	0.0
120°-130°	0.0	0.0
130°-140°	0.0	0.0
140°-150°	0.0	0.0
150°-160°	0.0	0.0
160°-170°	0.0	0.0
170°-180°	0.0	0.0
0°-90°	8850.3	100.0
0°-180°	8850.3	100.0



REPORT NUMBER: P870751

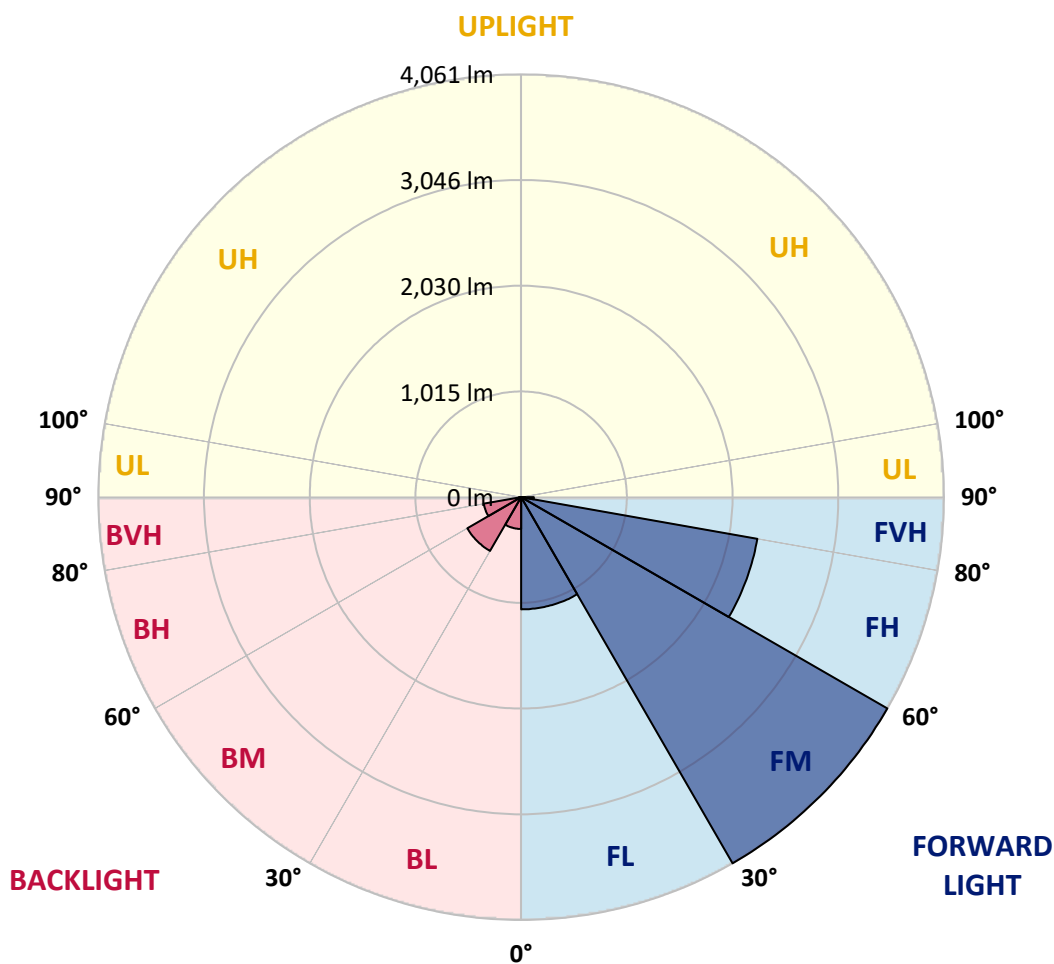
CATALOG NUMBER: EMM2-HTN-SA2C-840-U-T2U-HSS

LUMINAIRE CLASSIFICATION SYSTEM LUMEN TABLE AND BUG RATING:

Zone	Lumens	% Fixture	Zone Rating/Lumen Limit		
			B	U	G
FL (0°-30°)	1077.8	12.2			
FM (30°-60°)	4060.9	45.9			
FH (60°-80°)	2303.4	26.0			G2/5000
FVH (80°-90°)	121.3	1.4			G2/225
BL (0°-30°)	305.7	3.5	B1/500		
BM (30°-60°)	596.8	6.7	B1/1000		
BH (60°-80°)	364.5	4.1	B1/500		G1/500
BVH (80°-90°)	19.9	0.2			G1/100
UL (90°-100°)	0.0	0.0		U0/0	
UH (100°-180°)	0.0	0.0		U0/0	

BUG Rating: B1-U0-G2

Type II Short





REPORT NUMBER: P870751

CATALOG NUMBER: EMM2-HTN-SA2C-840-U-T2U-HSS

CANDELA DISTRIBUTION (FULL):

	0°	5°	15°	25°	35°	45°	55°	65°	73°	75°	85°
0°	1570.1	1570.1	1570.1	1570.1	1570.1	1570.1	1570.1	1570.1	1570.1	1570.1	1570.1
2.5°	1812.2	1801.8	1786.2	1773.2	1749.7	1718.5	1692.4	1658.6	1635.2	1627.4	1593.5
5°	2075.2	2062.2	2044.0	2012.7	1950.2	1913.8	1846.1	1768.0	1705.5	1692.4	1614.3
7.5°	2346.0	2340.8	2299.1	2252.3	2176.7	2096.0	1991.9	1869.5	1778.4	1757.5	1637.8
10°	2575.1	2551.7	2528.3	2484.0	2403.3	2288.7	2153.3	1984.1	1856.5	1822.6	1661.2
12.5°	2713.1	2705.3	2684.5	2632.4	2554.3	2455.3	2293.9	2096.0	1932.0	1885.1	1684.6
15°	2814.7	2822.5	2801.6	2767.8	2687.1	2593.3	2437.1	2213.2	2012.7	1958.0	1710.7
17.5°	2911.0	2905.8	2903.2	2864.1	2791.2	2697.5	2538.7	2309.5	2093.4	2033.5	1736.7
20°	2965.7	2968.3	2963.1	2947.5	2877.2	2786.0	2637.6	2424.1	2182.0	2114.3	1770.6
22.5°	2994.3	3004.7	3015.2	3012.6	2955.3	2885.0	2731.3	2515.2	2273.1	2202.8	1812.2
25°	3012.6	3020.4	3043.8	3075.0	3023.0	2965.7	2835.5	2624.6	2379.8	2299.1	1861.7
27.5°	3028.2	3038.6	3067.2	3114.1	3072.4	3038.6	2926.6	2718.3	2471.0	2398.1	1919.0
30°	3129.7	3142.7	3142.7	3166.2	3119.3	3111.5	3028.2	2830.3	2585.5	2507.4	1991.9
32.5°	3397.9	3371.9	3325.0	3301.6	3189.6	3192.2	3127.1	2942.2	2707.9	2629.8	2083.0
35°	3629.6	3629.6	3572.4	3496.9	3317.2	3280.7	3241.7	3090.7	2840.7	2765.2	2202.8
37.5°	3853.6	3856.2	3796.3	3731.2	3525.5	3395.3	3374.5	3233.9	3004.7	2916.2	2327.8
40°	3994.2	4009.8	3994.2	3944.7	3746.8	3595.8	3504.7	3395.3	3161.0	3093.3	2471.0
42.5°	4017.6	4048.8	4106.1	4121.8	3908.2	3775.5	3671.3	3561.9	3348.4	3272.9	2635.0
45°	3957.7	3968.1	4095.7	4113.9	4028.0	3918.7	3848.4	3757.2	3572.4	3507.3	2817.3
47.5°	3793.7	3772.8	3817.1	3975.9	4009.8	4004.6	4022.8	3978.5	3832.7	3749.4	3017.8
50°	3442.2	3450.0	3593.2	3785.9	3903.0	4035.8	4153.0	4202.5	4095.7	4012.4	3233.9
52.5°	2801.6	2838.1	3111.5	3567.2	3770.2	4015.0	4246.7	4413.4	4369.1	4288.4	3447.4
55°	2301.7	2356.4	2629.8	3215.6	3588.0	3913.5	4301.4	4634.7	4642.5	4580.0	3642.7
57.5°	1801.8	1846.1	2135.1	2671.5	3327.6	3754.6	4309.2	4824.8	4913.3	4840.4	3814.5
60°	1411.2	1442.5	1611.7	2226.2	3007.3	3528.1	4251.9	4975.8	5142.4	5087.7	3962.9
62.5°	1070.1	1093.6	1244.6	1760.1	2614.2	3262.5	4059.3	5030.5	5303.9	5251.8	4046.2
65°	867.1	887.9	986.8	1382.6	2226.2	2955.3	3767.6	4905.5	5350.7	5303.9	4035.8
67.5°	708.2	716.0	796.8	1078.0	1882.5	2609.0	3340.6	4580.0	5207.5	5204.9	3916.1
70°	572.8	593.7	661.4	859.2	1564.9	2210.6	2843.3	4069.7	4897.7	4923.7	3676.5
72.5°	486.9	492.1	552.0	710.8	1275.8	1794.0	2353.8	3481.2	4442.0	4462.8	3301.6
75°	411.4	419.2	463.5	575.4	1036.3	1424.3	1892.9	2812.1	3718.2	3806.7	2780.8
77.5°	354.1	356.7	388.0	473.9	736.9	1070.1	1387.8	2109.0	2911.0	2973.5	2184.6
80°	278.6	283.8	317.7	374.9	512.9	695.2	958.2	1442.5	1945.0	2015.3	1512.8
82.5°	130.2	145.8	153.6	205.7	268.2	343.7	453.1	601.5	880.1	877.5	705.6
85°	13.0	10.4	10.4	15.6	23.4	23.4	28.6	33.8	67.7	80.7	62.5
87.5°	0.0	0.0	0.0	2.6	5.2	5.2	5.2	7.8	7.8	7.8	7.8
90°	0.0	0.0	0.0	0.0	0.0	0.0	0.0	0.0	0.0	0.0	0.0



REPORT NUMBER: P870751

CATALOG NUMBER: EMM2-HTN-SA2C-840-U-T2U-HSS

CANDELA DISTRIBUTION (continued):

	90°	95°	105°	115°	125°	135°	145°	155°	165°	175°	180°
0°	1570.1	1570.1	1570.1	1570.1	1570.1	1570.1	1570.1	1570.1	1570.1	1570.1	1570.1
2.5°	1577.9	1554.4	1512.8	1473.7	1447.7	1426.9	1393.0	1372.2	1356.6	1335.7	1333.1
5°	1572.7	1531.0	1447.7	1377.4	1309.7	1252.4	1192.5	1156.1	1117.0	1098.8	1114.4
7.5°	1577.9	1510.2	1380.0	1273.2	1171.7	1080.6	1002.4	953.0	916.5	898.3	900.9
10°	1580.5	1492.0	1322.7	1174.3	1044.1	937.4	848.8	781.1	736.9	726.4	713.4
12.5°	1575.3	1468.5	1265.4	1078.0	921.7	804.6	700.4	648.3	604.1	583.2	583.2
15°	1580.5	1450.3	1205.5	989.4	812.4	677.0	588.4	531.2	505.1	486.9	489.5
17.5°	1580.5	1434.7	1148.3	903.5	705.6	580.6	499.9	453.1	427.0	416.6	414.0
20°	1598.7	1421.7	1093.6	822.8	611.9	494.7	429.6	393.2	372.3	361.9	356.7
22.5°	1611.7	1411.2	1044.1	744.7	533.8	432.2	377.5	343.7	328.1	322.9	322.9
25°	1635.2	1408.6	999.8	669.2	471.3	385.4	335.9	309.8	296.8	291.6	291.6
27.5°	1669.0	1413.8	958.2	604.1	424.4	338.5	302.0	281.2	273.4	270.8	268.2
30°	1718.5	1437.3	932.1	554.6	380.1	309.8	276.0	263.0	257.8	255.2	255.2
32.5°	1783.6	1478.9	921.7	528.6	354.1	286.4	257.8	247.4	242.1	242.1	239.5
35°	1864.3	1525.8	913.9	505.1	335.9	270.8	244.8	234.3	231.7	231.7	231.7
37.5°	1960.6	1575.3	900.9	489.5	325.5	257.8	234.3	223.9	223.9	223.9	223.9
40°	2067.4	1648.2	898.3	479.1	317.7	250.0	223.9	213.5	213.5	213.5	213.5
42.5°	2187.2	1726.3	895.7	471.3	312.5	244.8	213.5	203.1	203.1	203.1	203.1
45°	2333.0	1825.2	900.9	466.1	312.5	239.5	205.7	192.7	190.1	190.1	190.1
47.5°	2476.2	1919.0	906.1	460.9	307.2	231.7	195.3	182.3	179.7	177.1	177.1
50°	2629.8	2015.3	906.1	455.7	302.0	223.9	187.5	169.2	166.6	164.0	164.0
52.5°	2780.8	2096.0	908.7	447.8	289.0	210.9	174.5	158.8	153.6	151.0	148.4
55°	2926.6	2182.0	911.3	434.8	273.4	197.9	166.6	148.4	140.6	135.4	135.4
57.5°	3036.0	2252.3	898.3	408.8	252.6	184.9	153.6	135.4	125.0	119.8	119.8
60°	3140.1	2296.5	874.9	369.7	231.7	171.8	143.2	122.4	112.0	106.8	106.8
62.5°	3181.8	2304.3	820.2	302.0	205.7	158.8	130.2	112.0	104.2	101.5	101.5
65°	3158.4	2270.5	747.3	239.5	182.3	143.2	119.8	104.2	93.7	85.9	85.9
67.5°	3030.8	2153.3	648.3	190.1	158.8	130.2	109.4	93.7	83.3	75.5	75.5
70°	2788.6	1965.8	505.1	151.0	138.0	114.6	98.9	85.9	75.5	67.7	67.7
72.5°	2431.9	1705.5	367.1	127.6	119.8	101.5	88.5	78.1	67.7	62.5	62.5
75°	2004.9	1314.9	260.4	109.4	106.8	91.1	80.7	70.3	62.5	57.3	57.3
77.5°	1505.0	916.5	203.1	96.3	93.7	83.3	72.9	65.1	57.3	54.7	52.1
80°	1002.4	567.6	153.6	72.9	70.3	65.1	59.9	54.7	46.9	41.7	41.7
82.5°	447.8	239.5	78.1	41.7	36.5	31.2	26.0	18.2	18.2	15.6	15.6
85°	46.9	31.2	15.6	10.4	10.4	7.8	7.8	7.8	5.2	5.2	5.2
87.5°	7.8	7.8	5.2	5.2	5.2	2.6	2.6	2.6	2.6	2.6	2.6
90°	0.0	0.0	0.0	0.0	0.0	0.0	0.0	0.0	0.0	0.0	0.0

Cooper Lighting Solutions Photometric Lab
1121 Highway 74 South
Peachtree City, GA 30269



LM-79-2019: Approved Method: Electrical and Photometric Measurements of Solid-State Lighting Products

Report Prepared for

Cooper Lighting Solutions

Streetworks

Report Number: SP1-2407-157-8

Test Date: 09/05/2024

Luminaire Tested: MEM2-HTN-SA-40-840-U-5WQ

Data in this report applies to families of products including MEM2-HTN-SA-40-840-U-5WQ

Test Information

Test Method: LM-79-2019
 Report Number: SP1-2407-157-8
 Test Lab: COOPER LIGHTING SOLUTIONS
 Photometer: SP1 - 76IN SPHERE
 Measurement Geometry: 4π
 Issue Date: 09/05/2024
 Manufacturer: COOPER LIGHTING SOLUTIONS
 Product Line: Streetworks
 Catalog Number: **MEM2-HTN-SA-40-840-U-5WQ**
 Description: Epic Modern Light Square 40W 5WQ Optic

Spectral Parameters

CCT (K): 3996
 CIE u': 0.2245
 CIE v': 0.5031
 Duv: 0.0012
 CIE x: 0.3815
 CIE y: 0.3799
 CIE z: 0.2386
 Peak Wavelength (nm): 449
 Dominant Wavelength (nm): 578
 Purity: 28.49233
 Rf: 82.6
 Rg: 95.1

CRI (Ra):	80.6		
R1:	78.1	R9:	-5.8
R2:	87.1	R10:	70.3
R3:	94.5	R11:	78.7
R4:	79.7	R12:	60.5
R5:	78.7	R13:	80.2
R6:	82.7	R14:	97.2
R7:	84.3	R15:	70.6
R8:	59.5		



Test Conditions

Stabilization Time: 29M
 Operation Time: 1H 29M
 Sphere Temperature (°C): 24.3

REPORT NUMBER: SP1-2407-157-8

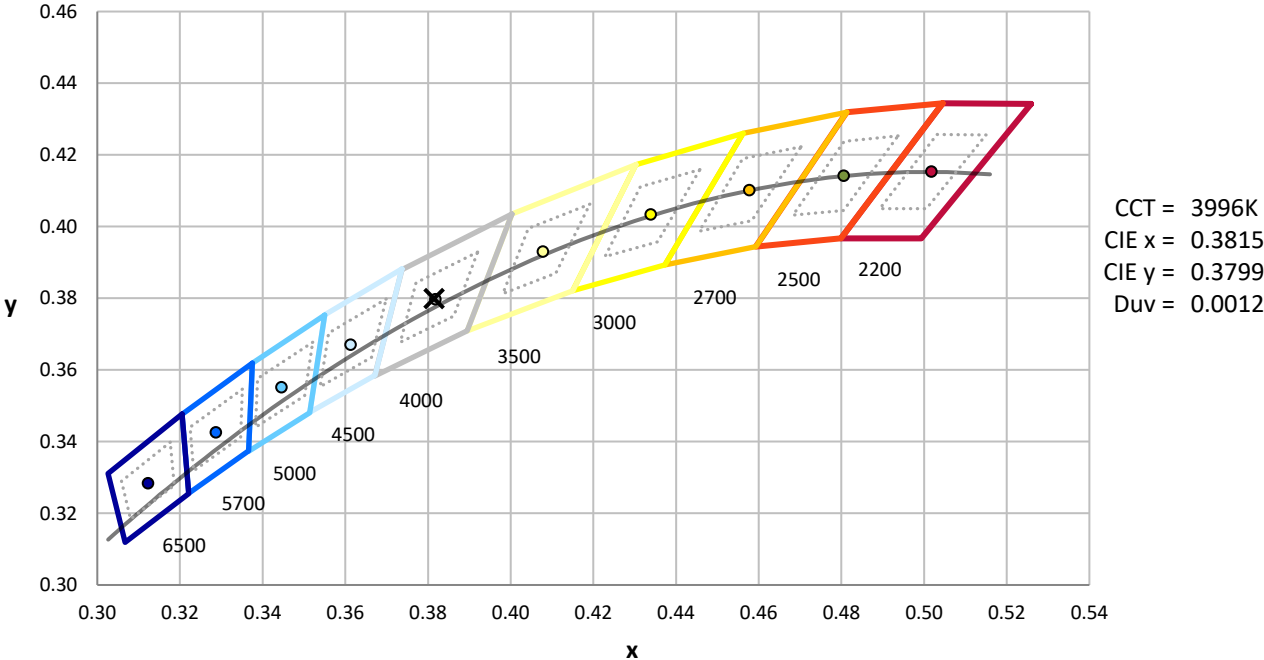
Measurement and Test Equipment			
Instrument	Identification Number	Calibration Date	Calibration Due Date
Photometer	IN0058	6/18/2024	12/18/2024
Power Meter	INXT2011004	2/8/2024	2/8/2025
AC Power Source	IN0063	10/24/2023	10/24/2024
DC Power Source	IN0208	10/24/2023	10/24/2024
Sphere Thermometer	IN0085	10/24/2023	10/24/2024
Room Thermometer	IN0046	10/24/2023	10/24/2024

REPORT NUMBER: SP1-2407-157-8

CIE 1931 Chromaticity Diagram



CIE 1931 Chromaticity Diagram with 2017 ANSI 7-Step and 4-Step Quadrangles



Point lies inside the ANSI 4000K 4-step quadrangle

REPORT NUMBER: SP1-2407-157-8

Photopic Flux vs. Wavelength



Photopic Lumens: NR

λ (nm)	Power W [^] /nm	Lumens (φ/nm)	λ (nm)	Power W [^] /nm	Lumens (φ/nm)	λ (nm)	Power W [^] /nm	Lumens (φ/nm)	λ (nm)	Power W [^] /nm	Lumens (φ/nm)	λ (nm)	Power W [^] /nm	Lumens (φ/nm)
360	0	NR	490	289	NR	620	725	NR	750	17	NR	880	0	NR
365	0	NR	495	351	NR	625	673	NR	755	15	NR	885	0	NR
370	0	NR	500	414	NR	630	619	NR	760	13	NR	890	0	NR
375	0	NR	505	470	NR	635	562	NR	765	11	NR	895	0	NR
380	0	NR	510	513	NR	640	506	NR	770	9	NR	900	0	NR
385	0	NR	515	546	NR	645	452	NR	775	8	NR	905	0	NR
390	0	NR	520	571	NR	650	400	NR	780	7	NR	910	0	NR
395	1	NR	525	592	NR	655	352	NR	785	6	NR	915	0	NR
400	3	NR	530	606	NR	660	307	NR	790	5	NR	920	0	NR
405	6	NR	535	624	NR	665	267	NR	795	4	NR	925	0	NR
410	12	NR	540	642	NR	670	231	NR	800	4	NR	930	0	NR
415	22	NR	545	663	NR	675	199	NR	805	3	NR	935	0	NR
420	44	NR	550	686	NR	680	171	NR	810	3	NR	940	0	NR
425	83	NR	555	713	NR	685	146	NR	815	2	NR	945	0	NR
430	150	NR	560	745	NR	690	125	NR	820	2	NR	950	0	NR
435	267	NR	565	774	NR	695	106	NR	825	2	NR	955	0	NR
440	466	NR	570	806	NR	700	90	NR	830	1	NR	960	0	NR
445	804	NR	575	835	NR	705	76	NR	835	1	NR	965	0	NR
450	1000	NR	580	858	NR	710	65	NR	840	1	NR	970	0	NR
455	715	NR	585	875	NR	715	55	NR	845	1	NR	975	0	NR
460	492	NR	590	884	NR	720	47	NR	850	1	NR	980	0	NR
465	402	NR	595	880	NR	725	40	NR	855	1	NR	985	0	NR
470	288	NR	600	868	NR	730	34	NR	860	1	NR	990	0	NR
475	226	NR	605	844	NR	735	28	NR	865	1	NR	995	0	NR
480	227	NR	610	814	NR	740	24	NR	870	0	NR	1000	0	NR
485	248	NR	615	771	NR	745	20	NR	875	0	NR			

REPORT NUMBER: SP1-2407-157-8

Scotopic Flux vs. Wavelength



Scotopic Lumens: NR

S/P: 1.66

λ (nm)	Power W [^] /nm	Lumens (φ/nm)	λ (nm)	Power W [^] /nm	Lumens (φ/nm)	λ (nm)	Power W [^] /nm	Lumens (φ/nm)	λ (nm)	Power W [^] /nm	Lumens (φ/nm)	λ (nm)	Power W [^] /nm	Lumens (φ/nm)
360	0	NR	490	289	NR	620	725	NR	750	17	NR	880	0	NR
365	0	NR	495	351	NR	625	673	NR	755	15	NR	885	0	NR
370	0	NR	500	414	NR	630	619	NR	760	13	NR	890	0	NR
375	0	NR	505	470	NR	635	562	NR	765	11	NR	895	0	NR
380	0	NR	510	513	NR	640	506	NR	770	9	NR	900	0	NR
385	0	NR	515	546	NR	645	452	NR	775	8	NR	905	0	NR
390	0	NR	520	571	NR	650	400	NR	780	7	NR	910	0	NR
395	1	NR	525	592	NR	655	352	NR	785	6	NR	915	0	NR
400	3	NR	530	606	NR	660	307	NR	790	5	NR	920	0	NR
405	6	NR	535	624	NR	665	267	NR	795	4	NR	925	0	NR
410	12	NR	540	642	NR	670	231	NR	800	4	NR	930	0	NR
415	22	NR	545	663	NR	675	199	NR	805	3	NR	935	0	NR
420	44	NR	550	686	NR	680	171	NR	810	3	NR	940	0	NR
425	83	NR	555	713	NR	685	146	NR	815	2	NR	945	0	NR
430	150	NR	560	745	NR	690	125	NR	820	2	NR	950	0	NR
435	267	NR	565	774	NR	695	106	NR	825	2	NR	955	0	NR
440	466	NR	570	806	NR	700	90	NR	830	1	NR	960	0	NR
445	804	NR	575	835	NR	705	76	NR	835	1	NR	965	0	NR
450	1000	NR	580	858	NR	710	65	NR	840	1	NR	970	0	NR
455	715	NR	585	875	NR	715	55	NR	845	1	NR	975	0	NR
460	492	NR	590	884	NR	720	47	NR	850	1	NR	980	0	NR
465	402	NR	595	880	NR	725	40	NR	855	1	NR	985	0	NR
470	288	NR	600	868	NR	730	34	NR	860	1	NR	990	0	NR
475	226	NR	605	844	NR	735	28	NR	865	1	NR	995	0	NR
480	227	NR	610	814	NR	740	24	NR	870	0	NR	1000	0	NR
485	248	NR	615	771	NR	745	20	NR	875	0	NR			

REPORT NUMBER: SP1-2407-157-8

Melanopic Flux vs. Wavelength



Melanopic Lumens: NR

M/P: 3.37

λ (nm)	Power W [^] /nm	Lumens (φ/nm)	λ (nm)	Power W [^] /nm	Lumens (φ/nm)	λ (nm)	Power W [^] /nm	Lumens (φ/nm)	λ (nm)	Power W [^] /nm	Lumens (φ/nm)	λ (nm)	Power W [^] /nm	Lumens (φ/nm)
360	0	NR	490	289	NR	620	725	NR	750	17	NR	880	0	NR
365	0	NR	495	351	NR	625	673	NR	755	15	NR	885	0	NR
370	0	NR	500	414	NR	630	619	NR	760	13	NR	890	0	NR
375	0	NR	505	470	NR	635	562	NR	765	11	NR	895	0	NR
380	0	NR	510	513	NR	640	506	NR	770	9	NR	900	0	NR
385	0	NR	515	546	NR	645	452	NR	775	8	NR	905	0	NR
390	0	NR	520	571	NR	650	400	NR	780	7	NR	910	0	NR
395	1	NR	525	592	NR	655	352	NR	785	6	NR	915	0	NR
400	3	NR	530	606	NR	660	307	NR	790	5	NR	920	0	NR
405	6	NR	535	624	NR	665	267	NR	795	4	NR	925	0	NR
410	12	NR	540	642	NR	670	231	NR	800	4	NR	930	0	NR
415	22	NR	545	663	NR	675	199	NR	805	3	NR	935	0	NR
420	44	NR	550	686	NR	680	171	NR	810	3	NR	940	0	NR
425	83	NR	555	713	NR	685	146	NR	815	2	NR	945	0	NR
430	150	NR	560	745	NR	690	125	NR	820	2	NR	950	0	NR
435	267	NR	565	774	NR	695	106	NR	825	2	NR	955	0	NR
440	466	NR	570	806	NR	700	90	NR	830	1	NR	960	0	NR
445	804	NR	575	835	NR	705	76	NR	835	1	NR	965	0	NR
450	1000	NR	580	858	NR	710	65	NR	840	1	NR	970	0	NR
455	715	NR	585	875	NR	715	55	NR	845	1	NR	975	0	NR
460	492	NR	590	884	NR	720	47	NR	850	1	NR	980	0	NR
465	402	NR	595	880	NR	725	40	NR	855	1	NR	985	0	NR
470	288	NR	600	868	NR	730	34	NR	860	1	NR	990	0	NR
475	226	NR	605	844	NR	735	28	NR	865	1	NR	995	0	NR
480	227	NR	610	814	NR	740	24	NR	870	0	NR	1000	0	NR
485	248	NR	615	771	NR	745	20	NR	875	0	NR			

Summary

$R_f = 82.6$
 $R_g = 95.1$
 CIE $R_a = 80.6$
 $R_9 = -5.8$

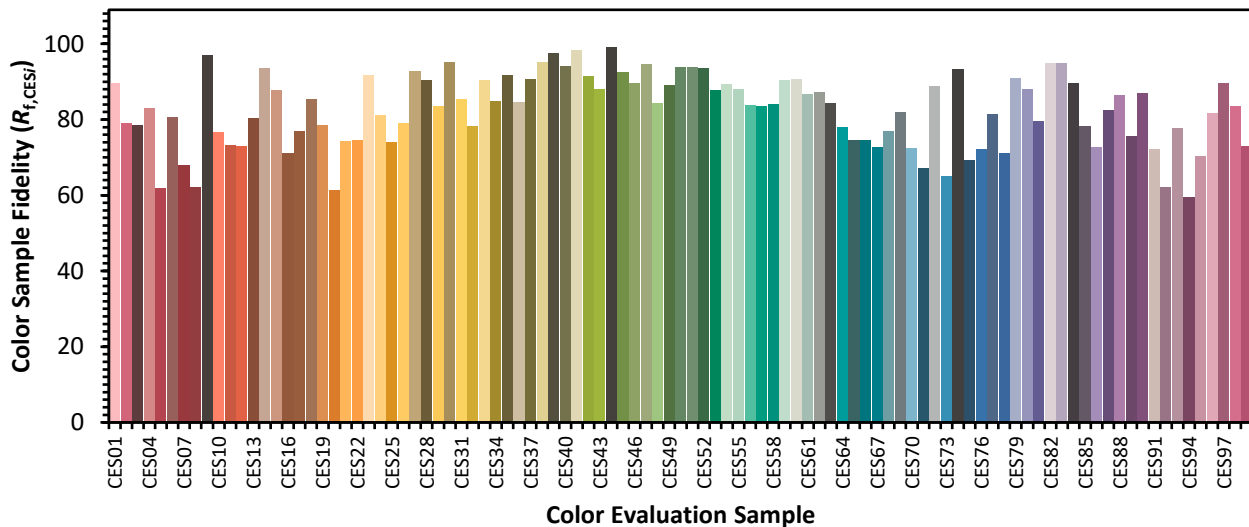


Color Vector Graphics



Individual Sample Fidelity Index ($R_{f,i}$)

CES01 = 85	CES26 = 79	CES51 = 94	CES76 = 72
CES02 = 61	CES27 = 93	CES52 = 94	CES77 = 82
CES03 = 31	CES28 = 90	CES53 = 88	CES78 = 71
CES04 = 69	CES29 = 83	CES54 = 89	CES79 = 91
CES05 = 48	CES30 = 95	CES55 = 88	CES80 = 88
CES06 = 50	CES31 = 86	CES56 = 84	CES81 = 80
CES07 = 40	CES32 = 78	CES57 = 84	CES82 = 95
CES08 = 39	CES33 = 90	CES58 = 84	CES83 = 95
CES09 = 29	CES34 = 85	CES59 = 90	CES84 = 90
CES10 = 74	CES35 = 92	CES60 = 91	CES85 = 78
CES11 = 57	CES36 = 85	CES61 = 87	CES86 = 73
CES12 = 63	CES37 = 91	CES62 = 87	CES87 = 83
CES13 = 42	CES38 = 95	CES63 = 84	CES88 = 86
CES14 = 74	CES39 = 98	CES64 = 78	CES89 = 76
CES15 = 71	CES40 = 94	CES65 = 75	CES90 = 87
CES16 = 46	CES41 = 98	CES66 = 75	CES91 = 72
CES17 = 49	CES42 = 92	CES67 = 73	CES92 = 62
CES18 = 56	CES43 = 88	CES68 = 77	CES93 = 78
CES19 = 71	CES44 = 99	CES69 = 82	CES94 = 60
CES20 = 65	CES45 = 93	CES70 = 72	CES95 = 70
CES21 = 86	CES46 = 90	CES71 = 67	CES96 = 82
CES22 = 78	CES47 = 95	CES72 = 89	CES97 = 90
CES23 = 91	CES48 = 84	CES73 = 65	CES98 = 84
CES24 = 90	CES49 = 89	CES74 = 93	CES99 = 73
CES25 = 71	CES50 = 94	CES75 = 69	



Color Rendition by Hue-Angle Bin



Measure Comparisons



(END OF REPORT)